

Deutsche Bank Secure Authenticator

How to Access DBSA Settings



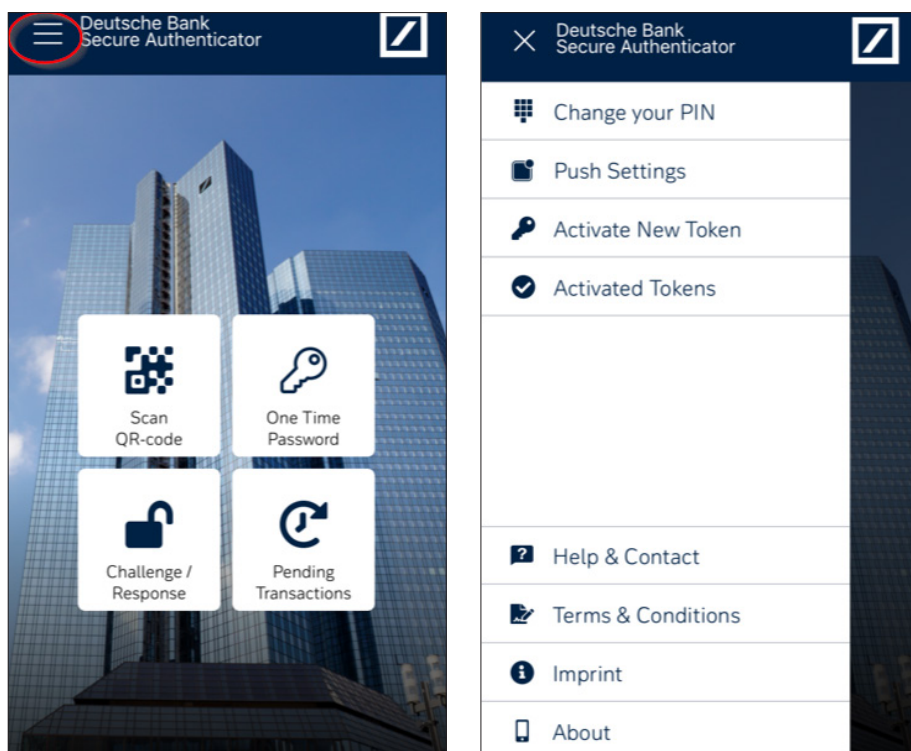
DB Secure Authenticator Software app (DBSA) settings

This guide provides essential information for both DB Secure Authenticator software and hardware settings;

- Changing your PIN on the DB Secure Authenticator APP
- Activate new Token(s) on the DB Secure Authenticator APP
- Delete activated Token(s) on the DB Secure Authenticator APP
- Rename activated Token(s) on the DB Secure Authenticator APP
- Change your PIN on the DB Secure Authenticator Hardware Token -Hardware Token not ready to be offered by DB China
- Delete token on the DB Secure Authenticator Hardware Token -Hardware Token not ready to be offered by DB China

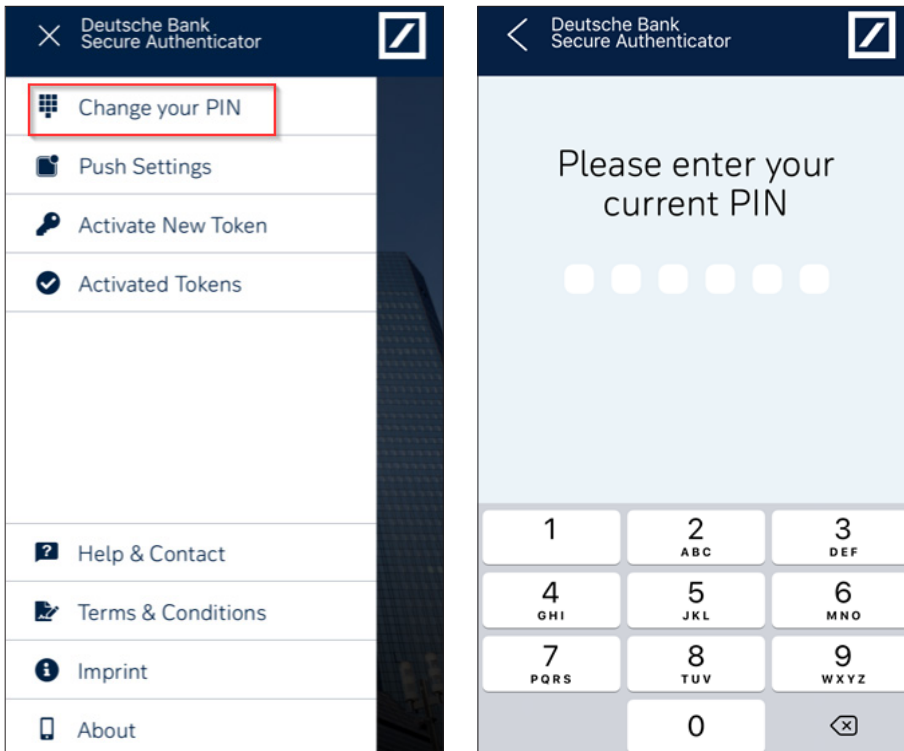
DBSA mobile app (software token)

- Launch the DB SECURE AUTHENTICATOR APP (DBSA)
- Insert six digit PIN in order to open the app
- Select DBSA settings option (top left corner of the app)



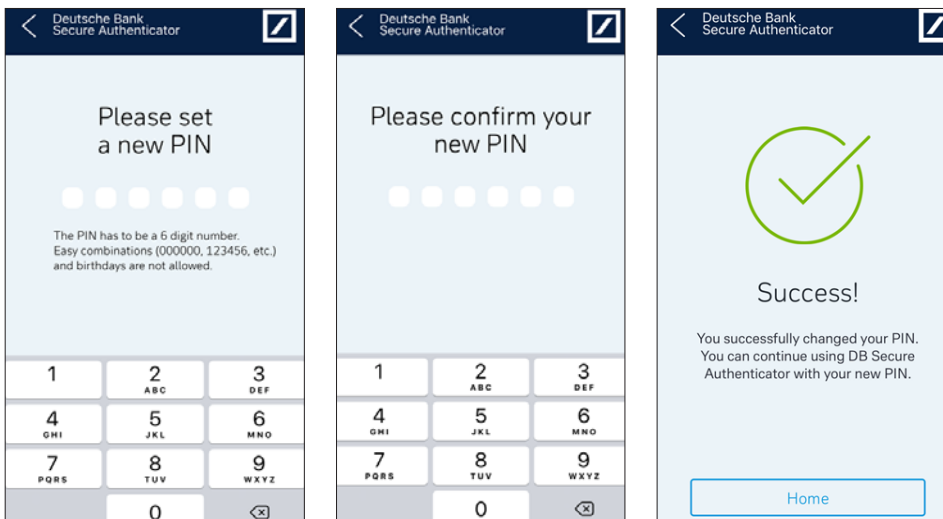
Function: Change PIN (1)

- Select Change your PIN
- Insert current PIN



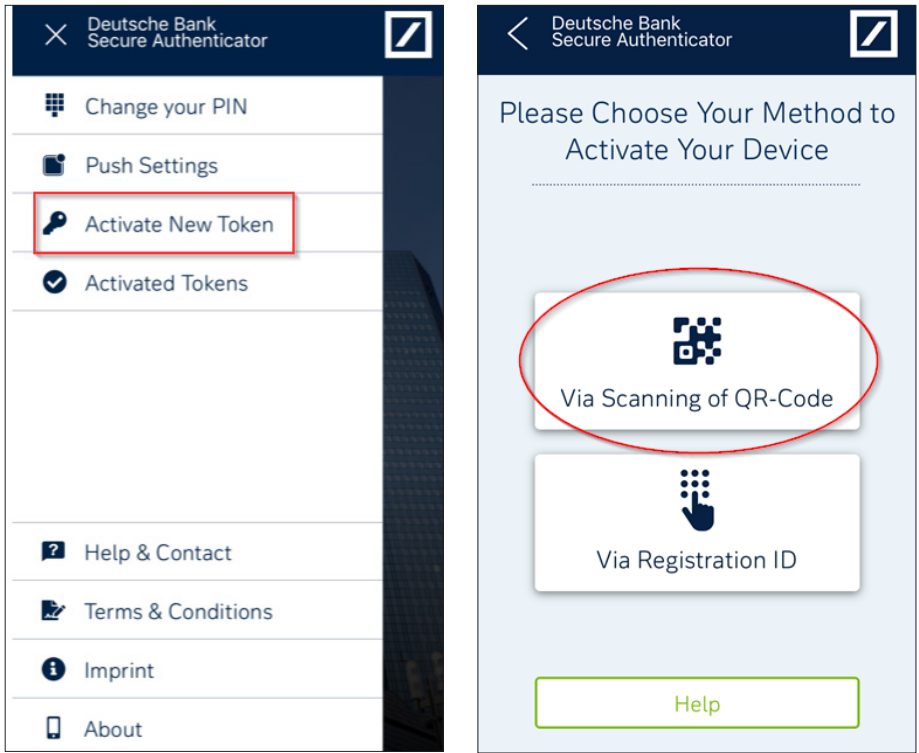
Function: change pin (2)

- Insert new PIN
- Confirm new PIN
- Click Home to exit



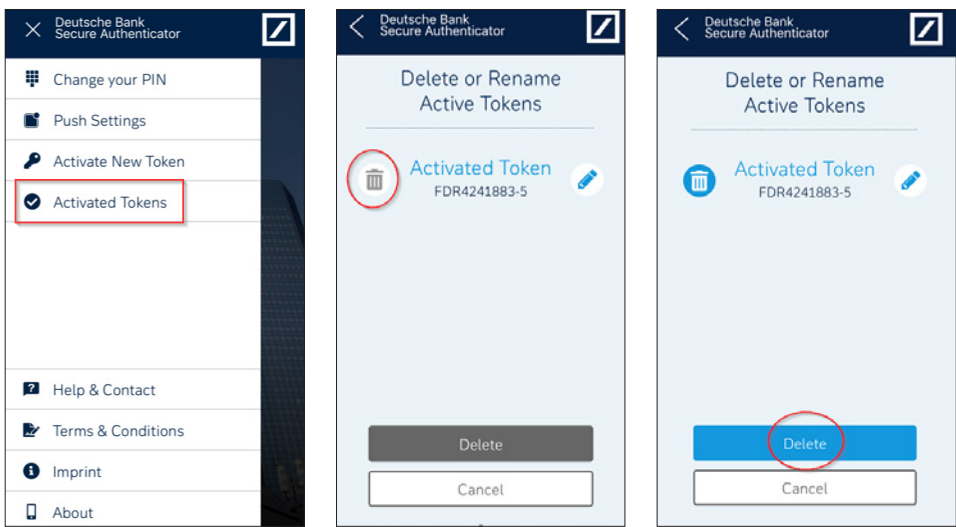
Function: Activate New Token

- Select Activate New Token
- Press Via Scanning of QR-Code
- Follow activation process



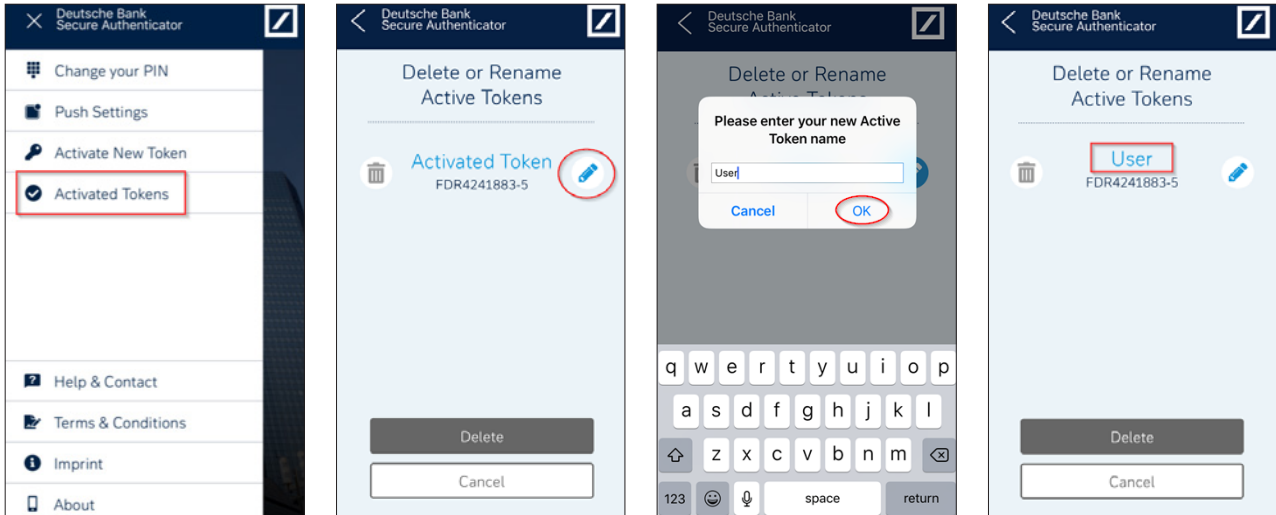
Function: Activated Tokens (delete)

- Select Activated Tokens
- Press Trash icon
- Press Delete



Function: activated tokens (rename)

- Select Activated Tokens
- Press Edit icon
- Insert new name
- Press OK



Function: Settings -Not ready to be offered by DB China

- Press and hold Power button for 5 seconds
- Use left gray button to scroll




Function: Language

- Select Language and press OK
- Scroll and select language
- Confirm selection



Function: Change PIN (1)

- Select PIN change and press OK
- Select Token
- Enter PIN



Function: Change PIN (2)

- Enter new PIN
- Confirm PIN
- Press Continue



Function: Delete Active Token (1)

- Select Delete Active Token and press OK
- Select Token
- Enter PIN



Function: Delete Active Token (2)

- Confirm deletion
- Acknowledge deletion
- Follow activation process



For any further information, please do not hesitate to contact your Electronic Banking Helpdesk team in Deutsche Bank

This document is for information purposes only and is designed to serve as a general overview regarding the services of Deutsche Bank AG and/or any of its branches and affiliates. The general description in this document relates to services offered by Global Transaction Banking AG and/or any of its branches and affiliates, which may be subject to change in the future. This presentation and the general description of the services are in their nature only illustrative, do neither explicitly nor implicitly make an offer or advice and therefore do not contain or cannot result in any contractual or non-contractual obligation or liability of Deutsche Bank AG and/or any of its branches affiliates.

Deutsche Bank AG is authorized under German Banking Law (competent authorities: European Central Bank and German Federal Financial Supervisory Authority (BaFin)) and in the United Kingdom, by the Prudential Regulation Authority and if applicable, local competent authorities. It is subject to supervision by the European Central Bank and the BaFin, and to limited supervision in the United Kingdom by the Prudential Regulation Authority and the Financial Conduct Authority and if applicable, local competent authority. Details about the extent of our authorization and supervision by these authorities are available on request.

Copyright© August 2019 Deutsche Bank AG and any of its branches and affiliates. All rights reserved.